

# Precision Rifle Requalification



## Ohio Peace Officer Training Academy

1650 State Route 56, SW • P.O. Box 309 • London, Ohio 43140  
Phone: 800-346-7682 • Fax: 866-393-1275

<b>Current Revision Date:</b>	June 1, 2019
<b>Optional Use Date:</b>	June 1, 2019
<b>Mandatory use Date:</b>	Jan 1, 2020
<b>Course Number:</b>	OPOTC-PR-06

# **PRECISION RIFLE REQUALIFICATION (OPOTC-PR-06)**

**OHIO PEACE OFFICER TRAINING COMMISSION  
FIREARMS REQUALIFICATION PROGRAM**

**PRECISION RIFLE REQUALIFICATION  
(OPOTC-PR-06)**

**The precision rifle requalification program includes the following stages of fire:**

1. Cold Bore and Hostage Rescue at 100 yards
2. Stress Shoot (elevated heart rate) at 100 yards
3. Ambidextrous use of cover at 50 yards
4. Improvised and Unsupported Positions at 25 yards
5. Improvised and Supported Positions at 100yards

**Definitions for Precision Rifle:**

**1. Target:**

The OPOTA PRRQ (Precision Rifle Requalification) Target or equivalent targets with dimensions not to exceed those of the OPOTA target

**2. Scorable Area:**

Any portion of the target inside the outermost line of the image

**3. The Preferred Area:**

The central portion of the target, within the dotted lines, with the maximum dimension being 5 inches wide by 7 inches high (target #4). Any round that breaks the black dotted line of the preferred area is scored as a preferred area hit.

**4. Cover/Concealment:**

An actual (or simulated) barrier which conceals or protects an officer's position

**5. Ammunition:**

Ammunition should be duty loads or the equivalent in power

**6. Scoring Method:**

Full diameter holes will be counted as hits instead of points

**7. Scoring System:**

For Stage One A & B, both hits **must** be in the preferred area.

An aggregate scoring system will be used for all the other stages. The total number of hits in the preferred area of the target must be 9 out of the 10 rounds shot in all events

**8. Minimum Rounds:**

A minimum of 10 rounds are required

OHIO PEACE OFFICER TRAINING COMMISSION  
FIREARMS REQUALIFICATION PROGRAM

**RANGE PROFICIENCY RECORD: PRECISION RIFLE**

Name: \_\_\_\_\_ Agency: \_\_\_\_\_

Weapon make: \_\_\_\_\_ Model: \_\_\_\_\_ Serial #: \_\_\_\_\_

Hits in the preferred area (**PA**) count as a plus one (+1).

Hits in the non-preferred area (**NPA**) and inside of the silhouette outline are zero (0).

Rounds not fired (**NF**) are zero (0).

Rounds outside of the silhouette outline (**MISS**), off the target (**MISS**), fired over the time limit (**OT**) or any extra rounds fired (**ERF**) are minus 1 (-1).

Stage 1A & 1B are pass/fail and must be in the preferred area (**PA**).

Stage 1A PA: \_\_\_\_\_ NPA: \_\_\_\_\_ NF: \_\_\_\_\_ MISS: \_\_\_\_\_ OT: \_\_\_\_\_ ERF: \_\_\_\_\_

Stage 1B PA: \_\_\_\_\_ NPA: \_\_\_\_\_ NF: \_\_\_\_\_ MISS: \_\_\_\_\_ OT: \_\_\_\_\_ ERF: \_\_\_\_\_

Stage 2 PA: \_\_\_\_\_ NPA: \_\_\_\_\_ NF: \_\_\_\_\_ MISS: \_\_\_\_\_ OT: \_\_\_\_\_ ERF: \_\_\_\_\_

Stage 3A PA: \_\_\_\_\_ NPA: \_\_\_\_\_ NF: \_\_\_\_\_ MISS: \_\_\_\_\_ OT: \_\_\_\_\_ ERF: \_\_\_\_\_

Stage 3B PA: \_\_\_\_\_ NPA: \_\_\_\_\_ NF: \_\_\_\_\_ MISS: \_\_\_\_\_ OT: \_\_\_\_\_ ERF: \_\_\_\_\_

Stage 4 PA: \_\_\_\_\_ NPA: \_\_\_\_\_ NF: \_\_\_\_\_ MISS: \_\_\_\_\_ OT: \_\_\_\_\_ ERF: \_\_\_\_\_

Stage 5A PA: \_\_\_\_\_ NPA: \_\_\_\_\_ NF: \_\_\_\_\_ MISS: \_\_\_\_\_ OT: \_\_\_\_\_ ERF: \_\_\_\_\_

Stage 5B PA: \_\_\_\_\_ NPA: \_\_\_\_\_ NF: \_\_\_\_\_ MISS: \_\_\_\_\_ OT: \_\_\_\_\_ ERF: \_\_\_\_\_

Subtotals: \_\_\_\_\_ MISS: \_\_\_\_\_ OT: \_\_\_\_\_ ERF: \_\_\_\_\_

Total: \_\_\_\_\_ (PASSING IS A MINIMUM OF 9)

Date tested: \_\_\_\_\_ Passed: \_\_\_\_\_ Failed: \_\_\_\_\_

Tested by: \_\_\_\_\_ REQ#: \_\_\_\_\_ Exp: \_\_\_\_\_

**OHIO PEACE OFFICER TRAINING COMMISSION  
FIREARMS REQUALIFICATION PROGRAM**

**SCORING THE RANGE PROFICIENCY RECORD**

**Target Area:** The entire area contained within the humanoid head target outline.

**Preferred Area:** The inner dotted outlined area within the target area.

**The precision rifle targets are scored in the following way:**

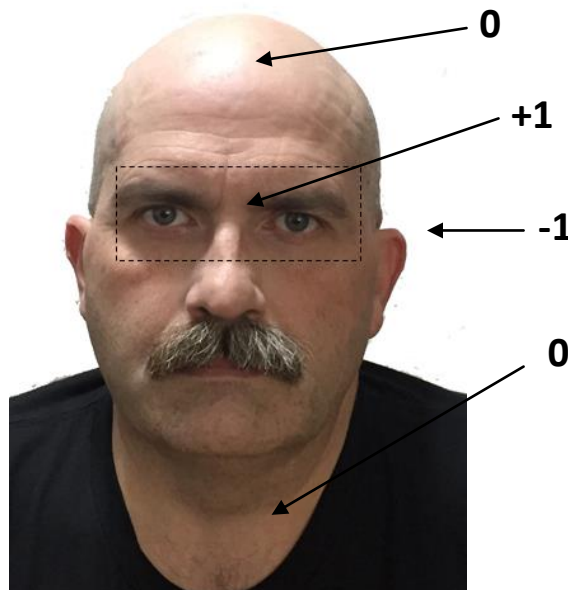
Shooters can score a maximum of 10 points (100%) on this course of fire.

Shooters must have no less than 9 points (90%) to pass the course of fire.

A shooter can lose points for:

- Failing to hit the preferred area (zero (0) point for each round fired)
- Failing to fire rounds within the allotted time limits (zero (0) point for each round not fired)
- Any round off the target area (-1 point for each hit off the target)
- Firing additional rounds (-1 point for each additional round fired)
- Firing rounds over the allotted time limit (-1 point for each additional round fired).

The firearms qualification instructor shall determine if rounds are fired outside the allotted time limits based upon the totality of circumstances



**OHIO PEACE OFFICER TRAINING COMMISSION  
FIREARMS REQUALIFICATION PROGRAM**

**STAGE ONE:** Cold Bore, Hostage Rescue

**TARGET:** Face #1-A (4"x 2")  
Face #1-B (2"x 2")

**NUMBER OF ROUNDS:** 2 Rounds

**DISTANCE:** 100 yards

**TIME LIMIT:** 60 seconds

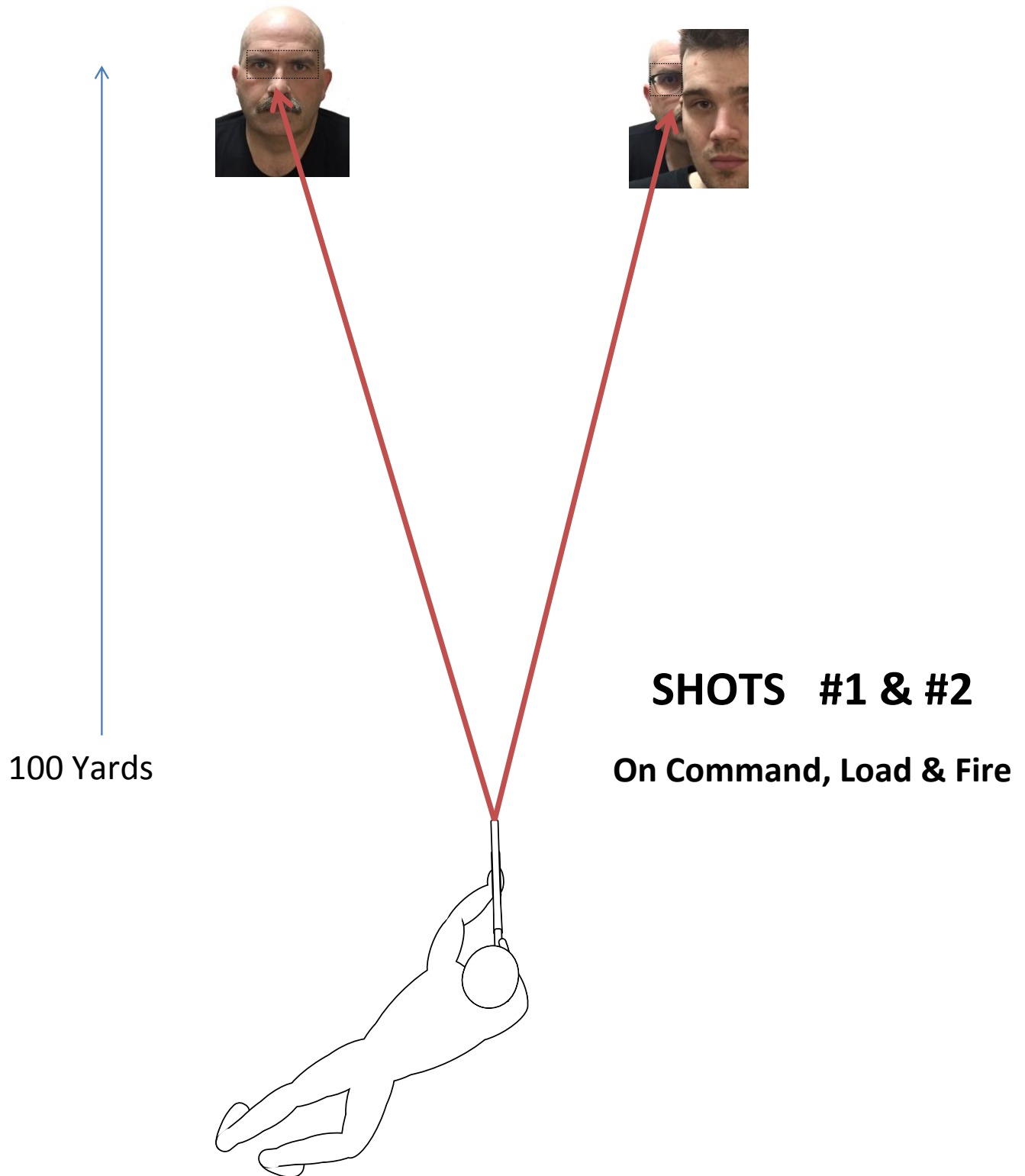
**LIGHT CONDITIONS:** Instructor's option

**PROCEDURE:**

- Shooter begins standing behind weapon with two (2) rounds placed beside the weapon
- On command, shooter has one (1) minute to load the weapon, take up a prone, supported position behind the weapon, and fire two (2) rounds
- Fire one round into the scoring zone of Target Face #1-A
- Traverse to Target # 1-B
- Immediately fire one (1) round into the scoring zone of Target Face #1-B
- **REMEMBER, Cold Bore & Hostage Rescue are a Pass/Fail.**

**OHIO PEACE OFFICER TRAINING COMMISSION  
FIREARMS REQUALIFICATION PROGRAM**

**STAGE ONE- DIAGRAM:** Cold Bore and Hostage Rescue



**OHIO PEACE OFFICER TRAINING COMMISSION  
FIREARMS REQUALIFICATION PROGRAM**

**STAGE TWO:** Stress Shoot

**TARGET:** Target #2 (3" Diameter)

**NUMBER OF ROUNDS:** 2 Rounds

**DISTANCE:** 100 yards

**TIME LIMIT:** 60 seconds

**LIGHT CONDITIONS:** Instructor's option

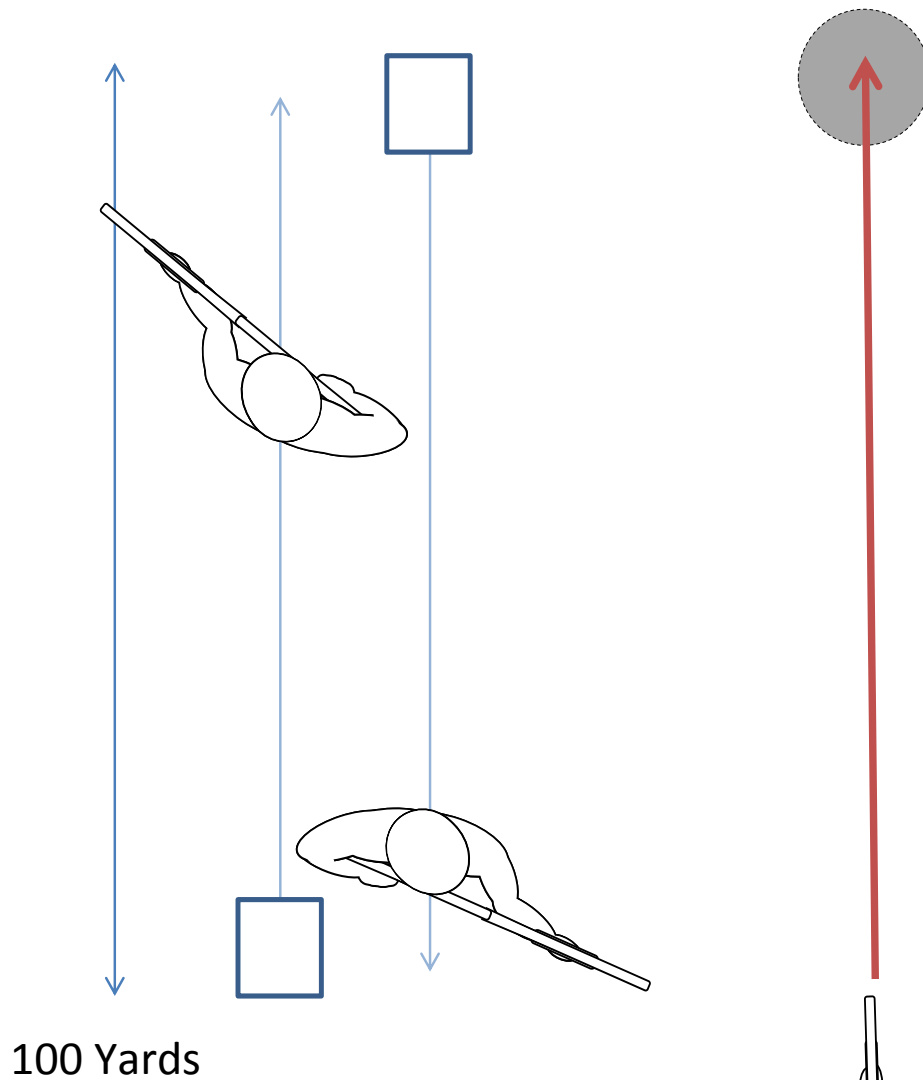
**PROCEDURE:**

- Shooter begins standing with weapon at the 100 yard line with two (2) rounds loaded, not chambered, weapon on safe
- On command, shooter runs (with Rifle) to the targets and back to elevate the heart rate. Upon returning to the weapon, shooter jogs in place until given the command to fire (Instructor Option: have shooter run 200 yards any direction, object is to elevate heart/breathing rate)
- Upon fire command, shooter has one (1) minute to load the weapon, take up a supported position behind the weapon, and fire two (2) rounds into the scoring zone of Target #2



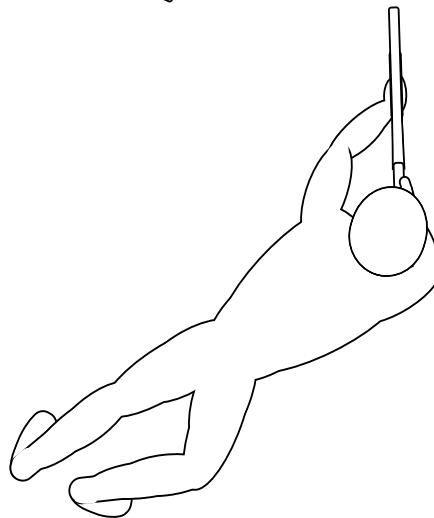
**OHIO PEACE OFFICER TRAINING COMMISSION  
FIREARMS REQUALIFICATION PROGRAM**

**STAGE TWO-DIAGRAM: Stress Shoot**



**SHOTS #3 & #4**

**Two Rounds Loaded (NOT  
Chambered) On Command:  
Run to target and back, On  
Command Chamber and fire  
two rounds**



**OHIO PEACE OFFICER TRAINING COMMISSION  
FIREARMS REQUALIFICATION PROGRAM**

**STAGE THREE:** Ambidextrous, Use of Cover

**TARGET:** Face #3-A (3" Diameter)  
Face #3-B (3" Diameter)

**NUMBER OF ROUNDS:** 2 Rounds

**DISTANCE:** 50 yards

**TIME LIMIT:** 60 seconds

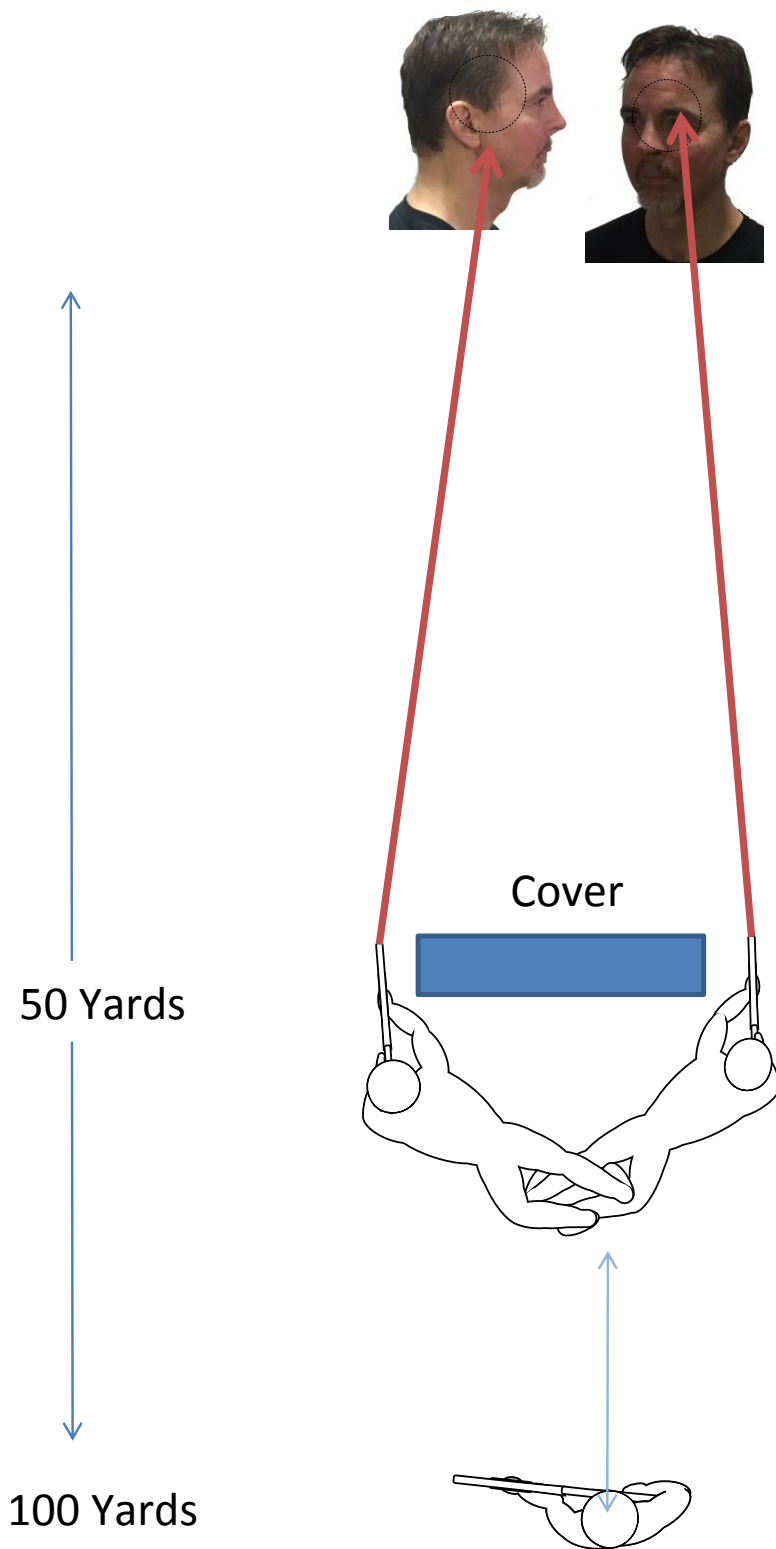
**LIGHT CONDITIONS:** Instructor's option

**PROCEDURE:**

- Shooter begins standing with weapon at the 100 yard line with two (2) rounds loaded, but not chambered, weapon on safe
- On command, shooter has one (1) minute to move to the 50 yard line, chamber the weapon, take up a non-dominant shoulder supported prone position behind the barricade (simulated Cover) and fire one (1) round into the scoring zone of Target Face #3-A
- Immediately shift to the opposite side of cover, shift to a dominant shoulder supported prone position and fire one (1) round into the scoring zone of Target Face #3-B

**OHIO PEACE OFFICER TRAINING COMMISSION  
FIREARMS REQUALIFICATION PROGRAM**

**STAGE THREE- DIAGRAM: Ambidextrous, Use of Cover**



**SHOTS #5 & #6**

**Two Rounds Loaded (NOT Chambered) On Command: Run to 50 yard line, behind cover, Chamber and fire one round from non-dominant prone, then immediately switch to dominant prone and fire one round.**

**OHIO PEACE OFFICER TRAINING COMMISSION  
FIREARMS REQUALIFICATION PROGRAM**

**STAGE FOUR:**                      Improvised, Unsupported Positions

**TARGET:**                          Target #4 (5'x 7")

**NUMBER OF ROUNDS:**        2 Rounds

**DISTANCE:**                      25 yards

**TIME LIMIT:**                    60 seconds

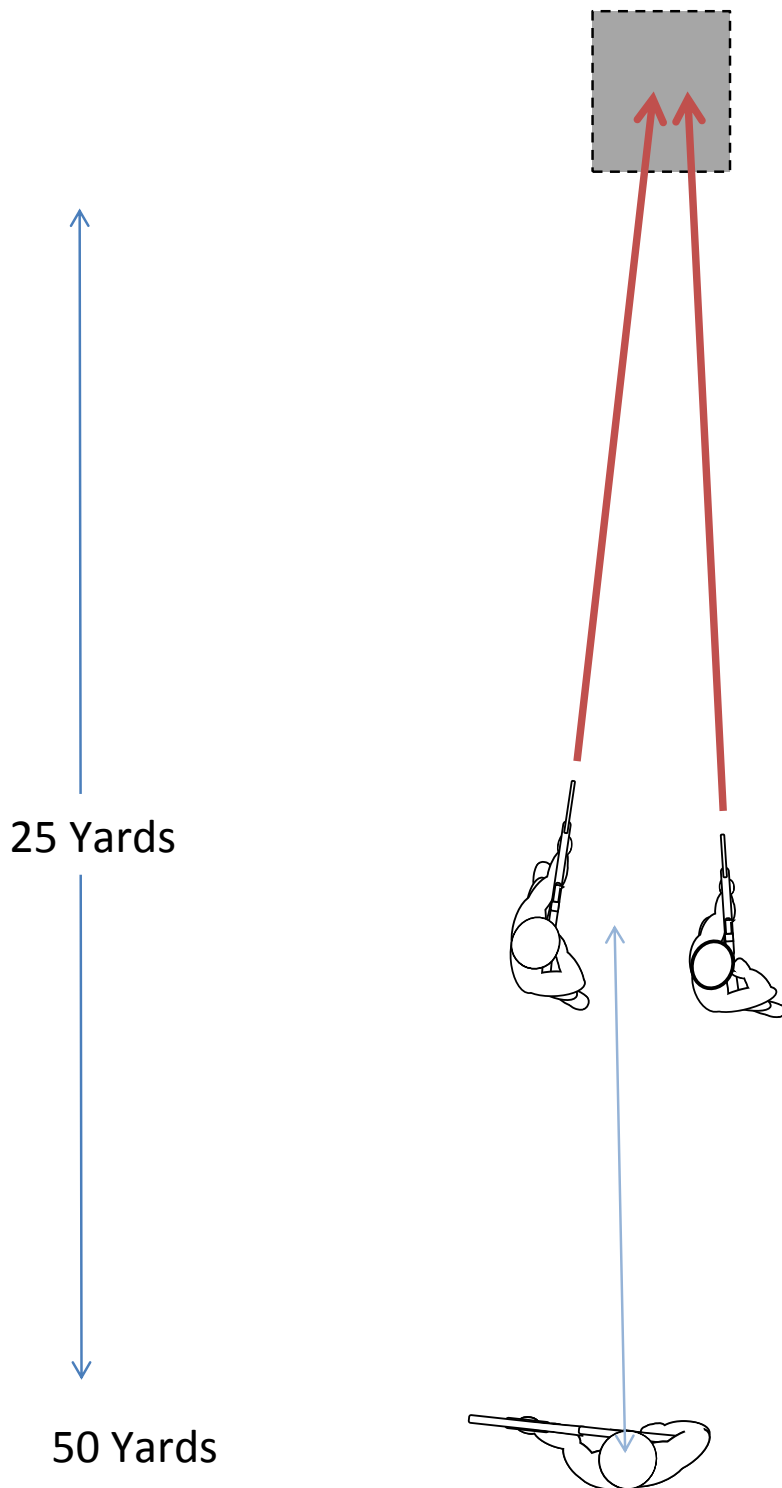
**LIGHT CONDITIONS:**        Instructor's option

**PROCEDURE:**

- Shooter begins standing with weapon at the 50 yard line with two (2) rounds loaded, not chambered, weapon on safe
- On command, shooter has one (1) minute to move to the 25 yard line, chamber the weapon, take up one of the four unsupported positions (standing, kneeling, sitting, and squatting), and fire one (1) round
- Then assume a second, different position chamber and fire one (1) round.
- All rounds will be fired into the scoring zone of Target #4

**OHIO PEACE OFFICER TRAINING COMMISSION  
FIREARMS REQUALIFICATION PROGRAM**

**STAGE FOUR- DIAGRAM: Improvised, Unsupported Positions**



**SHOTS #7 & #8**

**Two Rounds Loaded (NOT Chambered) On Command: Run to 25 yard line, Chamber and fire one round from an unsupported position, then immediately switch to another (different) unsupported position and fire one round.**

**OHIO PEACE OFFICER TRAINING COMMISSION  
FIREARMS REQUALIFICATION PROGRAM**

**TAGE FIVE:** Improvised, Supported Positions

**TARGET:** Face #5-A (3"X 3")  
Face #5-B (3" x 3")

**NUMBER OF ROUNDS:** 2 Rounds

**DISTANCE:** 100 yards

**TIME LIMIT:** 60 seconds


**LIGHT CONDITIONS:** Instructor's option

**PROCEDURE:**

- Shooter begins standing behind supported weapon with two (2) rounds loaded, but not chambered, weapon on safe
- On command, shooter has one (1) minute to chamber the weapon, take up a improvised (no bipod) supported position of choice (standing, kneeling, prone) and fire one (1) round into the scoring zone of Target Face #5-A
- Immediately shift to a different improvised supported position of choice and fire one (1) round into the scoring zone of Target Face #5-B
- Improvised Positions Include:
  - Tripod
  - Vehicle
  - Table
  - Buddy Assist
  - Bag/Backpack
  - Etc.

**OHIO PEACE OFFICER TRAINING COMMISSION  
FIREARMS REQUALIFICATION PROGRAM**

**STAGE FIVE DIAGRAM: Improvised, Supported Positions**






**SHOTS #9 & #10**

**Two Rounds Loaded (NOT Chambered) On Command: Chamber and fire one round from a supported position (other than bipod), then immediately switch to another (different) supported position and fire one round.**


# **PRECISION RIFLE TRAINING AND REQUALIFICATION TARGETS**



**OHIO PEACE OFFICER TRAINING COMMISSION  
FIREARMS REQUALIFICATION PROGRAM**

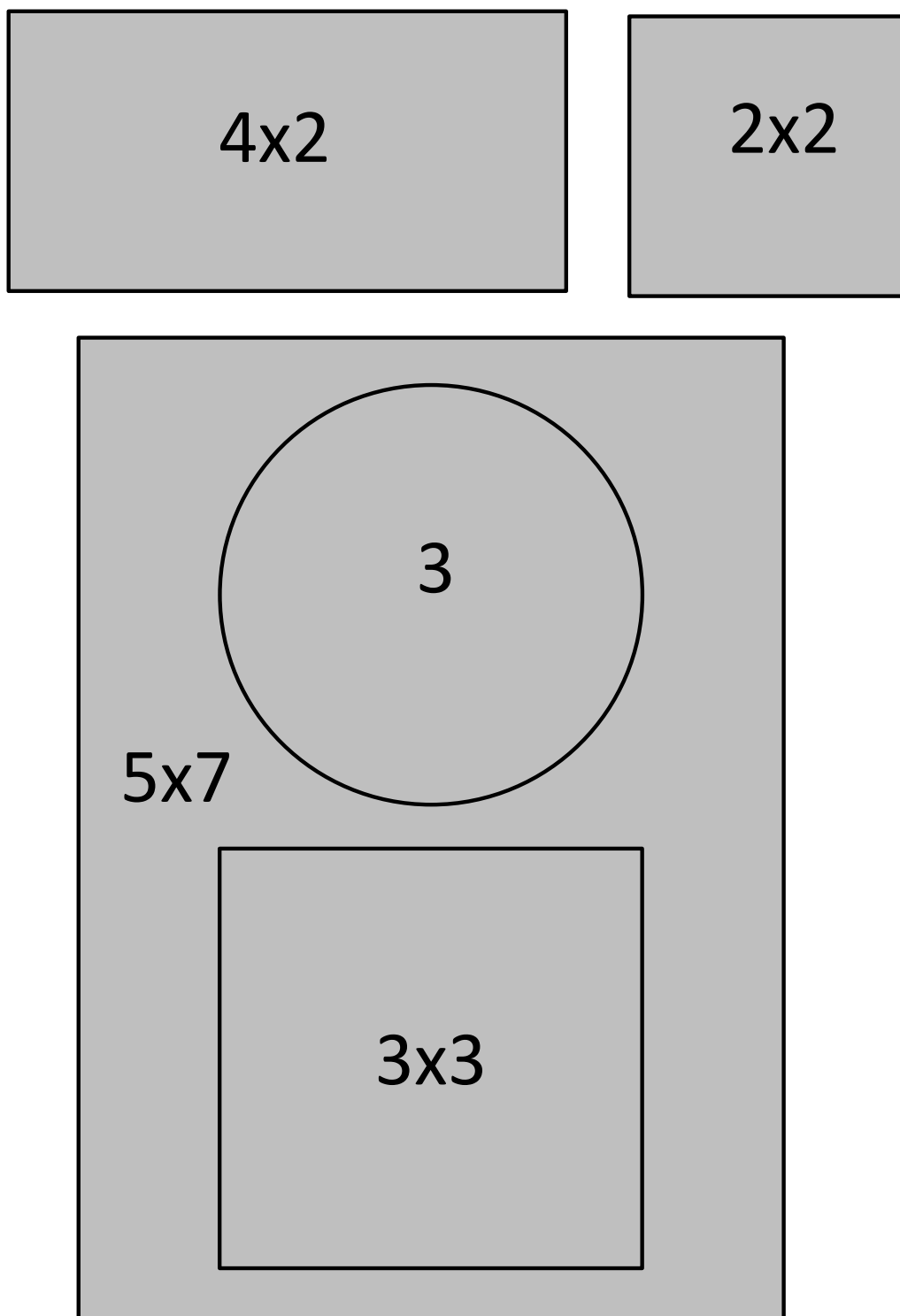


5x7




**PRTR1- Precision Rifle Training Target**

OHIO PEACE OFFICER TRAINING COMMISSION  
FIREARMS REQUALIFICATION PROGRAM




**TR2-** Precision Rifle Training Target

**OHIO PEACE OFFICER TRAINING COMMISSION  
FIREARMS REQUALIFICATION PROGRAM**



5x7



**PRTR3- Precision Rifle Training Target (2/3 Size)**

**OHIO PEACE OFFICER TRAINING COMMISSION  
FIREARMS REQUALIFICATION PROGRAM**




**PRF1A-** Precision Rifle Face #1A

OHIO PEACE OFFICER TRAINING COMMISSION  
FIREARMS REQUALIFICATION PROGRAM



**PRF1B-** Precision Rifle Face #1-B

**OHIO PEACE OFFICER TRAINING COMMISSION  
FIREARMS REQUALIFICATION PROGRAM**



**PRF2-** Precision Rifle Target #2



**OHIO PEACE OFFICER TRAINING COMMISSION  
FIREARMS REQUALIFICATION PROGRAM**



**PRF3A- Precision Rifle Face #3A**


**OHIO PEACE OFFICER TRAINING COMMISSION  
FIREARMS REQUALIFICATION PROGRAM**



**PRF3B-** Precision Rifle Face #3B



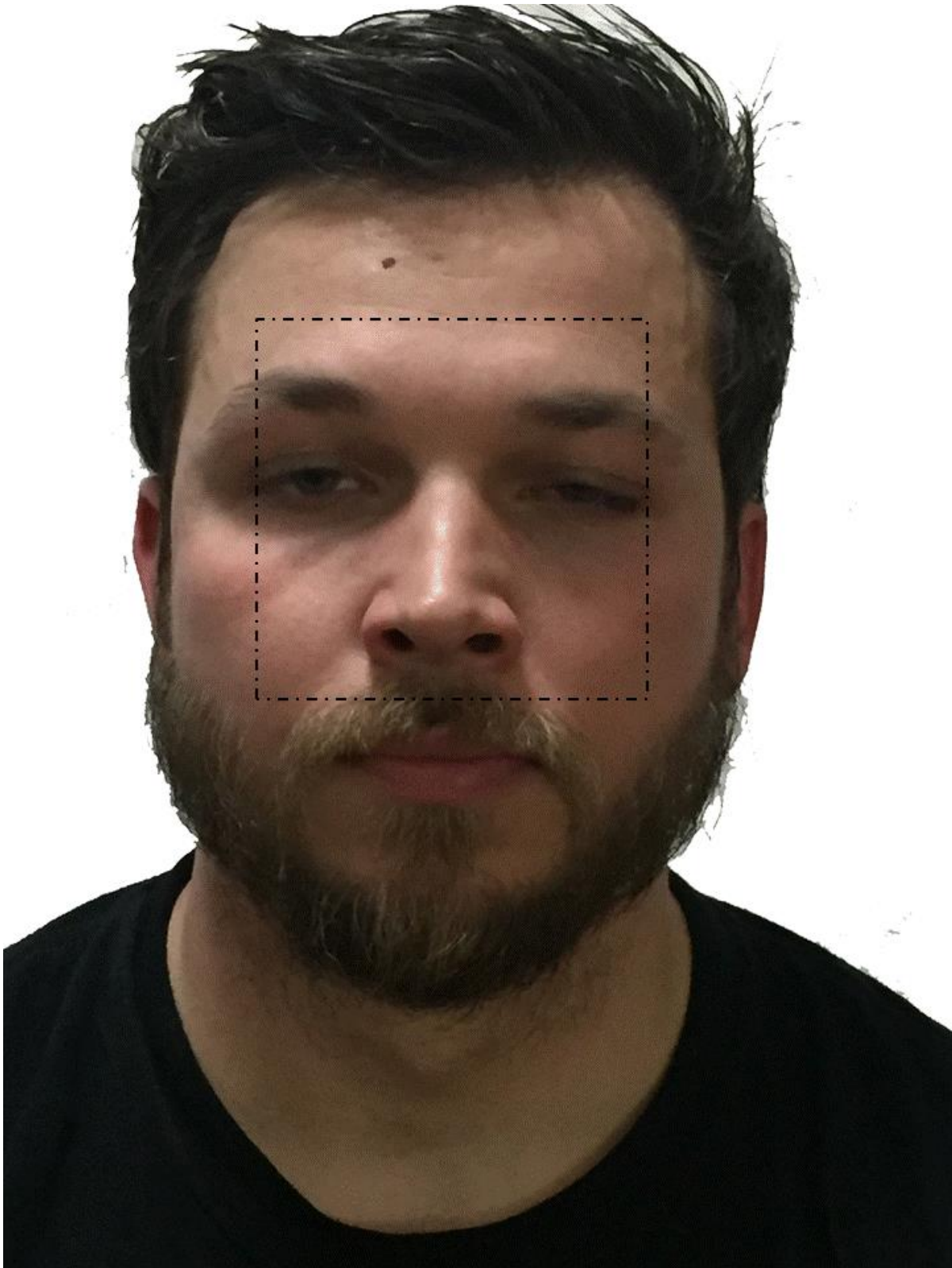
**OHIO PEACE OFFICER TRAINING COMMISSION  
FIREARMS REQUALIFICATION PROGRAM**



5 x 7


**PRF4-** Precision Rifle Target #4

OHIO PEACE OFFICER TRAINING COMMISSION  
FIREARMS REQUALIFICATION PROGRAM



**PRF5A-** Precision Rifle Face #5A

**OHIO PEACE OFFICER TRAINING COMMISSION  
FIREARMS REQUALIFICATION PROGRAM**



**PRF5B- Precision Rifle Face #8**